

陳正宗老師2013-2017

Overall research performance

Year range: 2013 to 2017 Data source: Scopus, up to 17 Aug 2018

Scholarly Output 

37

Field-Weighted Citation Impact 

1.08

Citation Count 

202

Citations per Publication  *h*-index

5.5

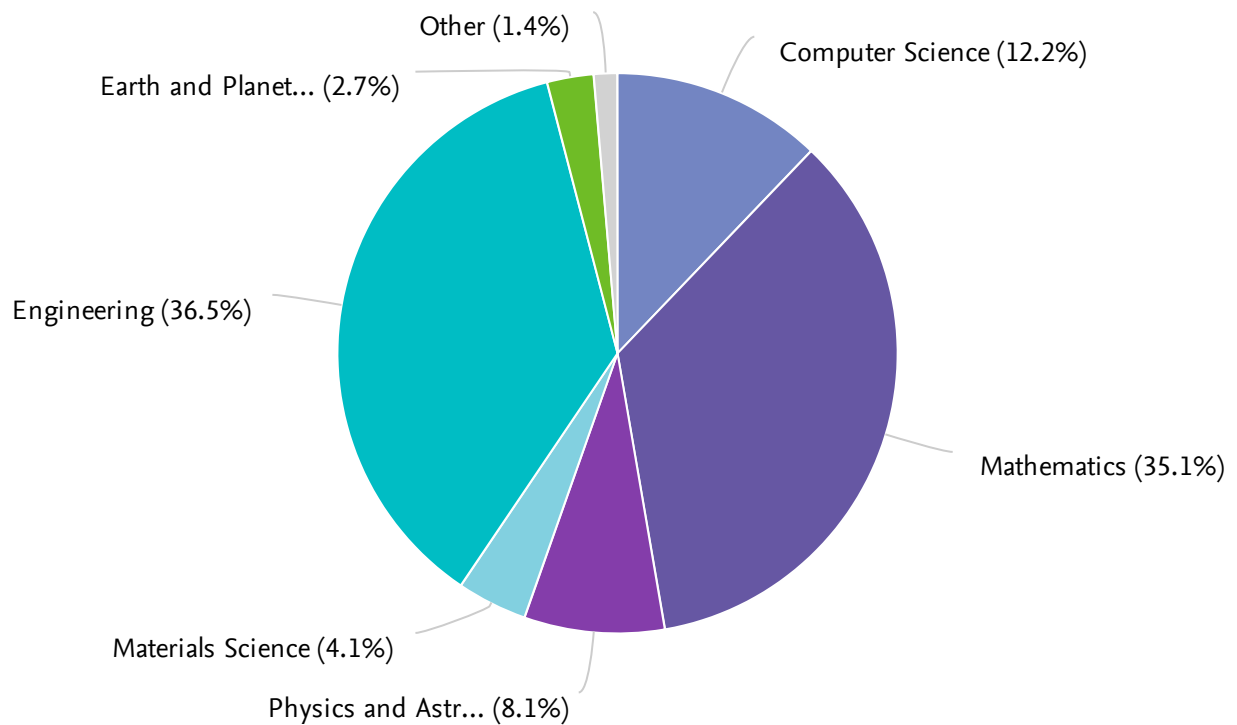
34

*h*5-index

7






Publications by Subject Area

Year range: 2013 to 2017 Data source: Scopus, up to 17 Aug 2018



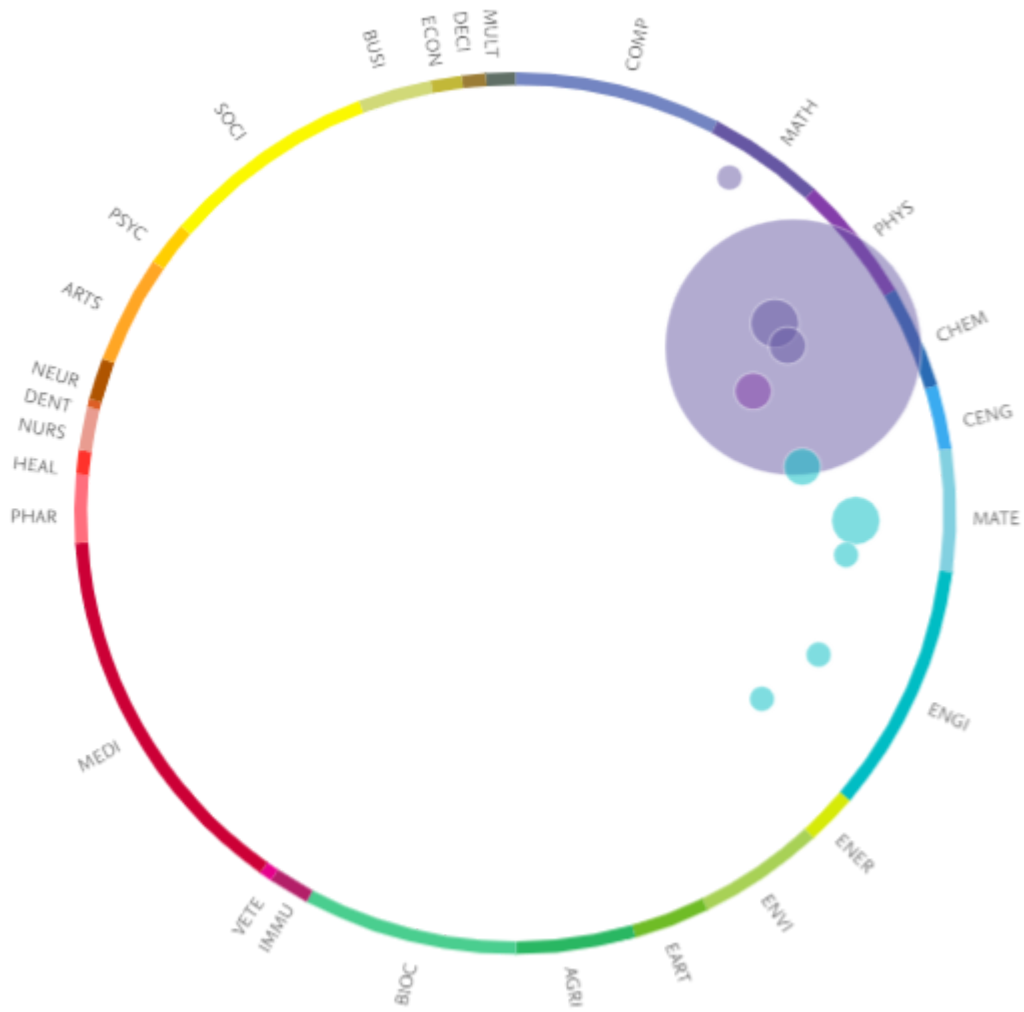
Research Topics

Year range: 2013 to 2017 Data source: Scopus, up to 17 Aug 2018

Topic	By this Researcher		Worldwide
	Scholarly Output	Field-Weighted Citation Impact	Prominence percentile
Boundary integral equations; Boundary element method; Laplace's equation ... T.34869	21	1.27	58.772 
Solutions; Inverse problems; singular boundary ... T.7041	3	1.14	88.667 
Stress intensity factors; Crack tips; image force ... T.14392	3	0.58	70.785 
Boundary element method; Sailing vessels; radial integration ... T.6474	2	2.75	83.732 
Acoustic fields; Acoustics; acoustic scattering ... T.35677	2	0.17	36.541 

Topics

Year range: 2013 to 2017 Data source: Scopus, up to 17 Aug 2018

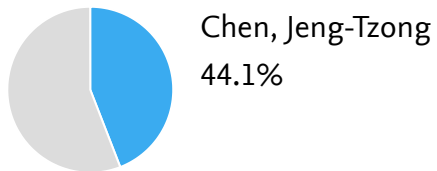


Publications in Top Journal Percentiles summary

Year range: 2013 to 2017

Data source: Scopus, up to 17 Aug 2018

Publications in Top Journal Percentiles by CiteScore Percentile

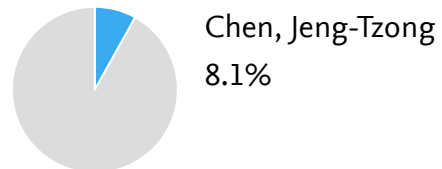


Outputs in Top Citation Percentiles summary

Year range: 2013 to 2017

Data source: Scopus, up to 17 Aug 2018

Publications in top 10% most cited worldwide



International Collaboration summary

Year range: 2013 to 2017

Data source: Scopus, up to 17 Aug 2018

Publications co-authored with researchers in other countries

