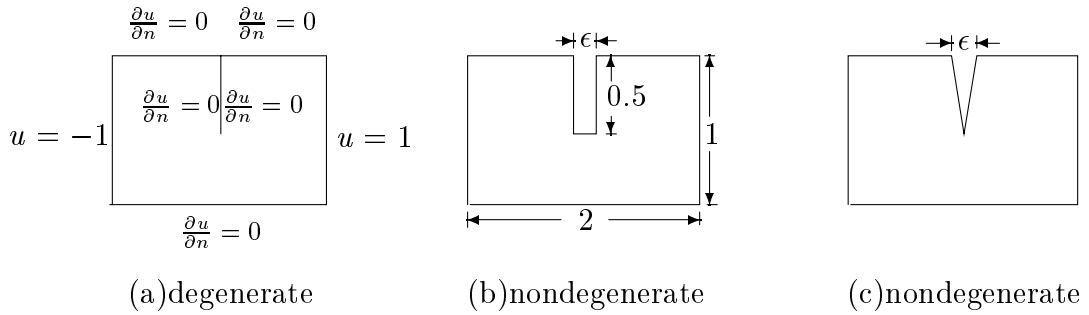


洪宏基 (臺大土木系) 陳正宗 (海大河海系)

習題 4.1: BEPO2D 程式實例演練 1



(1) Problem statement

G.E.

$$\nabla^2 u(x, y) = 0 \quad \forall (x, y) \in D,$$

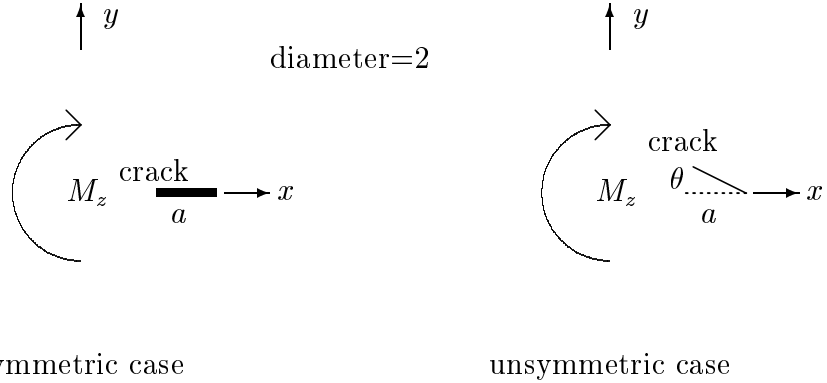
B.C. as shown in the figure.

- (2) Solve $u(x, y)$ for case (a) by the dual BEM.
- (3) Solve $u(x, y)$ for case (b) and (c) by the UV and by the LM method,
- (4) Discuss the results due to the change of ϵ and compare with the dual BEM.

References

- [1] J. T. Chen, H. K. Hong and Chyuan, S. W., Boundary Element Analysis and Design in Seepage Flow Problems with Sheetpiles. *Finite Elements in Analysis and Design*, **17**, 1-20, (1994).
- [2] O. E. Lafe, J. S. Montes, A. H. D. Cheng, J. A. Liggett and P. L-F. Liu, Singularity in Darcy Flow Through Porous Media, *J. Hydraul. Div. ASCE*, **106**, HY6, pp. 977-997, 1980.

習題 4.2: BEPO2D 程式實例演練 2



(1) Problem statement:

$$G.E. \quad \nabla^2 \Psi(x, y) = 2 \quad \forall (x, y) \in D,$$

$$B.C. \quad \Psi(x, y) = 0 \quad \forall (x, y) \in \partial D.$$

(2) By a change of variables, the problem becomes

$$G.E. \quad \nabla^2 \Psi^*(x, y) = 0 \quad \forall (x, y) \in D,$$

$$B.C. \quad \Psi^*(x, y) = (x^2 + y^2)/2 \quad \forall (x, y) \in \partial D,$$

$$\text{where } \Psi = \Psi^* - (x^2 + y^2)/2$$

(3) Solve Ψ^* by the dual BEM.

(4) Solve the stress functions Ψ from Ψ^* .

(5) Determine the torsion by

$$M_z = \iint_A (x\tau_{yz} - y\tau_{zx}) dx dy,$$

$$\text{where } \tau_{yz} = -\alpha G \frac{\partial \Psi}{\partial x}, \quad \tau_{zx} = \alpha G \frac{\partial \Psi}{\partial y}$$

G: shear modulus, α : the twist angle per unit length.

(6) Vary the crack length a , and construct the curve of M_z versus a ($0 < a < 2$).

(7) Vary the crack angle θ , and construct the curve of M_z versus θ ($-45^\circ \sim 45^\circ$).

(8) Compare the results with the following analytical solutions for Ψ and T :

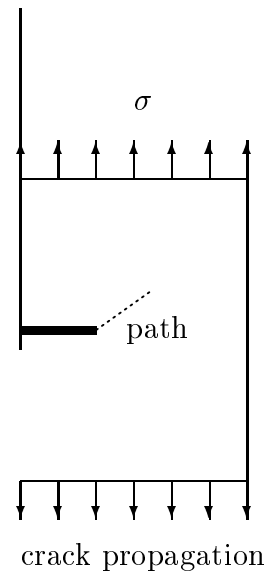
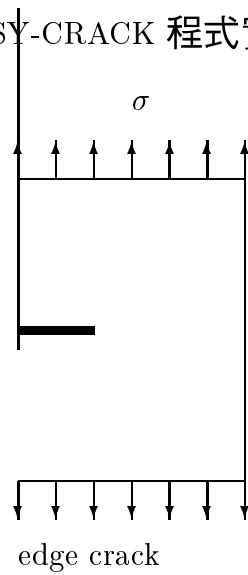
$$\Psi(r, \phi) = 32 \frac{a^2}{\pi} \sum_{n=0}^{\infty} \frac{(\frac{r}{a})^{(2n+1)/2} - (\frac{r}{a})^2}{(2n+1)[16 - (2n+1)^2]} \sin \frac{(2n+1)\phi}{2}, \quad T = 0.878 G a^4 \theta.$$

The torsional rigidity C ($= G\pi a^4/2$ for circle) is

$$C = G a^4 \left\{ \frac{512}{\pi} \sum_{n=0}^{\infty} \frac{1}{(2n+1)^2 (2n+5) [16 - (2n+1)^2]} - \frac{\pi}{2} \right\} = 0.878 G a^4$$

(9) Show the BEM mesh, stress distribution and deformed shape.

習題 4.3: BEASY-CRACK 程式實例演練



- (1) Find the stress intensity factor(K_I) for the edge crack problem by the dual BEM.
- (2) Predict the path of crack propagation under fatigue loading.
- (3) Please show
 - (i) BEM mesh.
 - (ii) Constraint (boundary condition).
 - (iii) Deformed plot.
 - (iv) Some interior points.
 - (v) Max and min principal stress plot on undeformed geometry.
 - (vi) Max and min principal stress plot on deformed geometry.
 - (vii) The path of crack propagation.

繳交日期：1998 年 1 月 13 日 (附磁片, 內含輸入資料、輸出資料各檔)

Easy manual of BEASY-CRACK

- (1) 準備輸入檔, 如EXP1.
- (2) 執行 BEGEN.EXE, 可得幾何資料檔 (檔名自行輸入),
- (3) 執行 BEPLT.EXE, 可得爆炸網格圖 (HPMSH1.PLT) 和網格配置圖 (HPMSH2.PLT),
- (4) 執行 CRACKER4.EXE, 可得分析結果資料檔 (檔名自行輸入),
- (5) 執行 BEPLT.EXE, 可得變形圖 (HPMSH3.PLT), 主應力分佈圖畫在未變形位置 (HPMSH4.PLT) 和主應力分佈圖畫在變形位置 (HPMSH5.PLT),
- (6) 執行 CPATH.EXE, 可得裂縫成長軌跡圖 (CPATH.PLT)。